



Guide to donning and doffing standard Personal Protective Equipment (PPE)

for health and social care settings

Donning or putting on PPE

Before putting on the PPE, perform hand hygiene. Use alcohol handrub or gel or soap and water. Make sure you are hydrated and are not wearing any jewellery, bracelets, watches or stoned rings.

- 1 Put on your plastic apron, making sure it is tied securely at the back.


- 2 Put on your surgical face mask, if tied, make sure securely tied at crown and nape of neck. Once it covers the nose, make sure it is extended to cover your mouth and chin.


- 3 Put on your eye protection if there is a risk of splashing.


- 4 Put on non-sterile nitrile gloves.

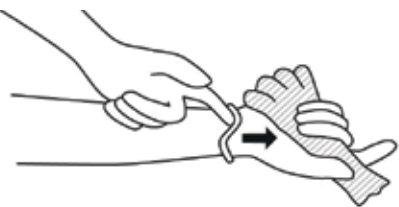

- 5 You are now ready to enter the patient area.





Doffing or taking off PPE

Surgical masks are single session use, gloves and apron should be changed between patients.

- 1 Remove gloves, grasp the outside of the cuff of the glove and peel off, holding the glove in the gloved hand, insert the finger underneath and peel off second glove.



- 2 Perform hand hygiene using alcohol hand gel or rub, or soap and water.



- 3 Snap or unfasten apron ties the neck and allow to fall forward.





Snap waste ties and fold apron in on itself, not handling the outside as it is contaminated, and put into clinical waste.

- 4 Once outside the patient room. Remove eye protection.


- 5 Perform hand hygiene using alcohol hand gel or rub, or soap and water.


- 6 Remove surgical mask.


- 7 Now wash your hands with soap and water.



Please refer to the PHE standard PPE video in the COVID-19 guidance collection:

www.gov.uk/government/publications/covid-19-personal-protective-equipment-use-for-non-aerosol-generating-procedures

If you require the PPE for aerosol generating procedures (AGPs) please visit:

www.gov.uk/government/publications/covid-19-personal-protective-equipment-use-for-aerosol-generating-procedures